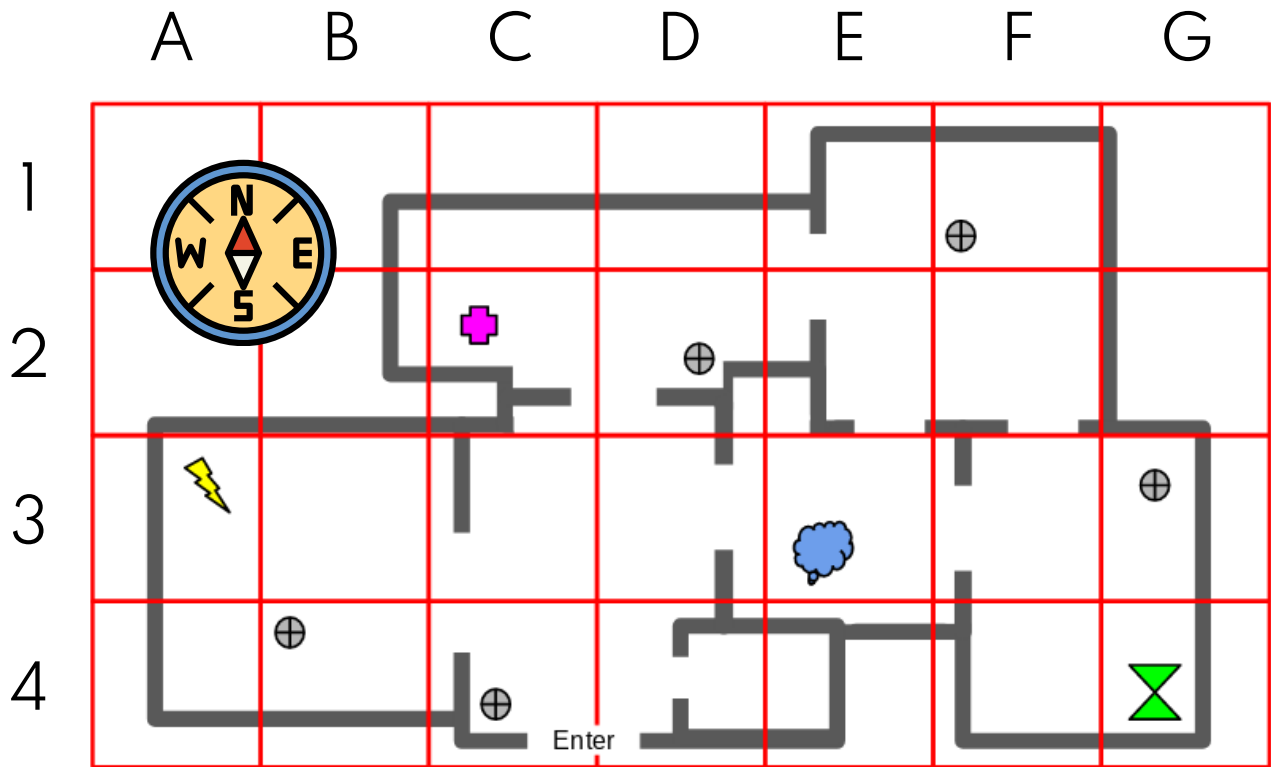


SNARL'S LAB MAP






SNARL's lab has a grid of lasers for protection. But some of the lasers don't work. Follow the instructions below to find the power-button without hitting a laser. The key has helpful clues about the what the symbols on the map mean.



Instructions

1. Start in C4
2. Go to C3
3. Move East two blocks
4. Go North two blocks
5. Go to E1
6. Move South one block
7. Go West two blocks
8. The square you are in has the Power Button

Key

-  Idea Generator
-  Medical Kit
-  SNARL-bot
-  Inventing Machine
-  Testing System

Questions

What square is the Power Button in?

What squares are the SNARL-bots in?